

Ozarks Heritage Financial Group, Inc. - \$15 Million 10NC5 F2F Subordinated Debt

Lowest Coupon Subordinated Debt Financing for a Bank < \$2 Billion in Assets



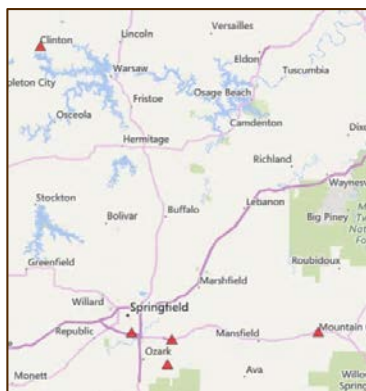
**\$15 Million 10 Year, Non-call 5
4.25% Subordinated Notes**

BBB+ by Egan-Jones Ratings Company

BREAN CAPITAL

Sole Placement Agent

October 30th, 2020



Brean Capital Team

Michael Coogan, CFA Blair Brantley, CFA
 Managing Director Managing Director
 (903) 253-6998 (804) 938-9413
 MCoogan@breancapital.com BBrantley@breancapital.com

Osnat Naporano
 Managing Director
 (917) 297-3413
 ONaporano@breancapital.com

Issuance Rationale

- Proceeds will be used to support future growth and general corporate purposes.
- 10 year, non-call 5 fixed-to-floating subordinated debt at lowest coupon for banks < \$2B in assets.
- 2x oversubscribed and upsized to the maximum size desired by the issuer.

Transaction Highlights

- \$525M asset bank with five strategic branch locations across Southcentral Missouri.
- Excellent historical asset quality metrics – Evidence of strong credit underwriting while growing loans (ex-PPP) at an annual rate of ~26% over the last five years.
- SBA and USDA/FSA efforts along with a CDFI designation provide revenue diversity – As scale is being achieved, the Bank has moved to the Top 15% in fee income/avg. assets vs. peers.
- NIM ranks in the Top 10% relative to peers while ROA ranks in the Top 20%.
- Ranked in the Top 1% of community banks – per S&P Global Market Intelligence.

dollars in (000's)


Balance Sheet	2018Y	2019Y	2020Q1	2020Q2	2020Q3
Total Assets	\$252,063	\$302,387	\$341,097	\$449,389	\$524,997
<i>Annd. Asset Growth Rate (%)</i>	50.2	20.0	51.2	127.0	67.3
Total Loans	\$213,220	\$269,071	\$286,364	\$390,607	\$449,405
<i>Annd. Loan Growth Rate (%)</i>	41.6	26.2	25.7	145.6	60.2
Total Deposits	\$216,365	\$259,581	\$286,182	\$356,242	\$429,877
<i>Annd. Deposit Growth Rate (%)</i>	56.2	20.0	41.0	97.9	82.7
Loans/Deposits (%)	98.6	103.7	100.1	109.7	104.5

Profitability	2018Y	2019Y	2020Q1	2020Q2	2020Q3
Net Income	\$3,710	\$3,774	\$1,268	\$3,119	\$3,098
ROAA (%)	1.55	1.38	1.57	3.01	2.56
ROAE (%)	15.0	12.7	16.1	37.0	32.5
Net Interest Margin (%)	4.75	4.52	4.27	4.82	3.83
Yield/ Cost Spread (%)	4.32	4.11	4.67	3.70	4.15
Efficiency Ratio (FTE) (%)	57.1	58.8	55.3	36.1	34.9

Source: S&P Global Market Intelligence

Capital Markets Footprint

Brean has Raised \$500+ Million for its Community Bank Clients



\$100 Million 5.50% 10NC5 F2F

- BBB+ rating from KBRA
- Total Assets: \$7.3B



\$20 Million 6.25% 10NC5 F2F

- BBB+ rating HoldCo from EJR
- Total Assets: \$1.2B




\$12 Million 7.00% 5 Year Bullet

- BBB+ rating HoldCo from EJR
- Total Assets: \$980M




\$10 Million 5.75% 5 Year Bullet

- A- rating HoldCo from EJR
- Total Assets: \$1.1B



\$50 Million 4.25% 5 Year Bullet

- A- rating HoldCo from EJR
- Total Assets: \$4.9B



\$175 Million 4.00% 10NC5 F2F

- A- rating HoldCo from KBRA
- Total Assets: \$20.2B




\$10 Million 6.5% 10 Year Bullet

- A- rating HoldCo from EJR
- Total Assets: \$490M



\$15 Million 6.375% 10 NC5 FFL

- Nonrated
- Total Assets: \$1.3B



\$25 Million 7.00% 5 Year Bullet

- BBB rating HoldCo from EJR
- Total Assets: \$800M



\$15 Million 5.50% 10NC5 F2F

- BBB+ rating from EJR
- Total Assets: \$1.2B




\$5 Million 5.50% 10NC5 F2F

- Nonrated
- Total Assets: \$740M




\$20 Million 6.75% 5 Year Bullet

- BBB- rating from EJR
- Total Assets: \$1.3B



\$24 Million 5.25% 10NC5 F2F

- BBB rating from EJR
- Total Assets: \$650M




\$15 Million 4.25% 10NC5 F2F

- BBB+ rating from EJR
- Total Assets: \$525M



\$10 Million 5.00% 5 Year Bullet

- Nonrated
- Total Assets: \$420M



\$20 Million 5.25% 10NC5 F2F

- BBB+ rating from EJR
- Total Assets: \$480M

Disclaimer

All materials, including proposed terms and conditions, are indicative and for discussion purposes only. Finalized terms and conditions are subject to further discussions and negotiation and will be evidenced by a formal agreement. Opinions expressed are our present opinions only and are subject to change without further notice. The information contained herein is confidential. By accepting this information, the recipient agrees that it will, and it will cause its directors, partners, officers, employees, and representatives to use the information only to evaluate its potential interest in the strategies described herein and for no other purpose and will not divulge any such information to any other party. Any reproduction of this information, in whole or in part, is prohibited. Except in so far as required to do so to comply with applicable law or regulation, express or implied, no warranty whatsoever, including but not limited to, warranties as to quality, accuracy, performance, timeliness, continued availability or completeness of any information contained herein is made. Opinions expressed herein are current opinions only as of the date indicated. Any historical price(s) or value(s) are also as of the date indicated. We are under no obligation to update opinions or other information. The information contained herein has been prepared solely for informational purpose and is not an offer to buy or sell or a solicitation of an offer to buy or sell any security or instrument or to participate in any trading strategy. Brean Capital, LLC does not provide accounting, tax, or legal advice, however, you should be aware that any purposed indicative transaction could have accounting, tax, legal or other implications that should be discussed with your advisors and or counsel.