

Evergreen Bancshares, Inc. - \$20 Million 10NC5 F2F Subordinated Debt

Recent Community Bank Transaction

AMERICAN BANK
OF MISSOURI
STRIVING FOR EXCELLENCE IN OUR COMMUNITY

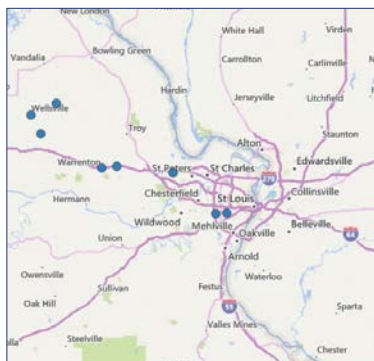
**\$20 Million 10 Year, Non-call 5
5.25% Subordinated Notes**

BBB+ by Egan-Jones Ratings Company

BREAN CAPITAL

Sole Placement Agent

February 10, 2021



Brean Capital Team

Michael Coogan, CFA Blair Brantley, CFA
Managing Director Managing Director
(212) 702-6576 (804) 234-1299
MCoogan@breancapital.com BBrantley@breancapital.com

Osnat Naporano
Managing Director
(212) 702-6614
ONaporano@breancapital.com

Issuance Rationale

- Proceeds will be used to support growth and for general corporate purposes.
- 10 year, non-call 5 fixed to floating subordinated debt at attractive coupon for both issuer and investors.

Transaction Highlights

- \$480 million asset bank with eight strategic branch locations in and around the St. Louis MSA with additional expansion opportunities identified.
- Strong organic growth – mid-teens annual average balance sheet growth since YE06 when management took over.
- Excellent historical asset quality metrics - evidence of strong credit underwriting.
- Diversified loan portfolio with healthy yield of 5.1% as of December 31, 2020.

dollars in (000's)

Balance Sheet	2016Y	2017Y	2018Y	2019Y	2020Y
Total Assets	\$202,888	\$261,472	\$311,829	\$388,069	\$482,490
Ann'd. Asset Growth Rate (%)	21.6	28.9	19.3	24.5	24.3
Total Loans	\$169,299	\$221,222	\$254,388	\$332,466	\$415,928
Ann'd. Loan Growth Rate (%)	24.8	30.5	15.1	30.7	25.4
Total Deposits	\$169,887	\$219,580	\$256,493	\$298,308	\$371,556
Ann'd. Deposit Growth Rate (%)	29.6	29.3	16.8	16.3	24.6
Loans/Deposits (%)	100.7	101.7	100.2	112.6	113.3

Profitability	2016Y	2017Y	2018Y	2019Y	2020Y
Net Income	\$1,590	\$1,970	\$2,539	\$3,017	\$3,871
ROAA (%)	0.88	0.88	0.85	0.82	0.86
ROAE (%)	7.9	8.4	8.3	7.8	8.4
Net Interest Margin (%)	3.75	3.76	3.54	3.46	3.54
Yield/ Cost Spread (%)	3.62	3.61	3.26	3.12	3.29
Efficiency Ratio (FTE) (%)	67.3	66.2	70.0	68.6	61.4


Source: S&P Global Market Intelligence

* Initial \$16M capital raise closed on October 23, 2020

BREAN CAPITAL

Capital Markets Footprint

Brean has Raised \$500+ Million for its Community Bank Clients



\$100 Million 5.50% 10NC5 F2F

- BBB+ rating from KBRA
- Total Assets: \$7.3B



\$20 Million 6.25% 10NC5 F2F

- BBB+ rating HoldCo from EJR
- Total Assets: \$1.2B




\$12 Million 7.00% 5 Year Bullet

- BBB+ rating HoldCo from EJR
- Total Assets: \$980M




\$10 Million 5.75% 5 Year Bullet

- A- rating HoldCo from EJR
- Total Assets: \$1.1B



\$50 Million 4.25% 5 Year Bullet

- A- rating HoldCo from EJR
- Total Assets: \$4.9B



\$175 Million 4.00% 10NC5 F2F

- A- rating HoldCo from KBRA
- Total Assets: \$20.2B




\$10 Million 6.5% 10 Year Bullet

- A- rating HoldCo from EJR
- Total Assets: \$490M



\$15 Million 6.375% 10 NC5 FFL

- Nonrated
- Total Assets: \$1.3B



\$25 Million 7.00% 5 Year Bullet

- BBB rating HoldCo from EJR
- Total Assets: \$800M



\$15 Million 5.50% 10NC5 F2F

- BBB+ rating from EJR
- Total Assets: \$1.2B




\$5 Million 5.50% 10NC5 F2F

- Nonrated
- Total Assets: \$740M




\$20 Million 6.75% 5 Year Bullet

- BBB- rating from EJR
- Total Assets: \$1.3B



\$24 Million 5.25% 10NC5 F2F

- BBB rating from EJR
- Total Assets: \$650M




\$15 Million 4.25% 10NC5 F2F

- BBB+ rating from EJR
- Total Assets: \$525M



\$10 Million 5.00% 5 Year Bullet

- Nonrated
- Total Assets: \$420M



\$20 Million 5.25% 10NC5 F2F

- BBB+ rating from EJR
- Total Assets: \$480M

Disclaimer

All materials, including proposed terms and conditions, are indicative and for discussion purposes only. Finalized terms and conditions are subject to further discussions and negotiation and will be evidenced by a formal agreement. Opinions expressed are our present opinions only and are subject to change without further notice. The information contained herein is confidential. By accepting this information, the recipient agrees that it will, and it will cause its directors, partners, officers, employees, and representatives to use the information only to evaluate its potential interest in the strategies described herein and for no other purpose and will not divulge any such information to any other party. Any reproduction of this information, in whole or in part, is prohibited. Except in so far as required to do so to comply with applicable law or regulation, express or implied, no warranty whatsoever, including but not limited to, warranties as to quality, accuracy, performance, timeliness, continued availability or completeness of any information contained herein is made. Opinions expressed herein are current opinions only as of the date indicated. Any historical price(s) or value(s) are also as of the date indicated. We are under no obligation to update opinions or other information. The information contained herein has been prepared solely for informational purpose and is not an offer to buy or sell or a solicitation of an offer to buy or sell any security or instrument or to participate in any trading strategy. Brean Capital, LLC does not provide accounting, tax, or legal advice, however, you should be aware that any purposed indicative transaction could have accounting, tax, legal or other implications that should be discussed with your advisors and or counsel.